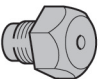
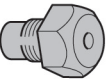
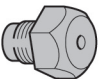
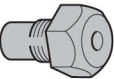


	Metric [mm]	Size	Imperial [inch]	nose piece
Standard Rivet	3,0 - 3,2	4	1/8	B
Standard Rivet	4,0	5	5/32	C
Standard Rivet	4,8 - 5,0	6	3/16	D
Standard Rivet	6,0	-	-	E
Standard Rivet	6,4	8	1/4	F

Capacity in steel			
3,0 - 3,2 mm 1/8"		4,8 - 5,0 mm 3/16"	
4,0 mm 5/32"		6,0 mm	
		6,4 mm 1/4"	